

# County Health Officer Quarterly Reports to the State Board of Health

County Health Officer Name	Daniel Griffith
County	Nye
Date of Submission	Nov 19, 2024
Do you plan to attend the State Board of Health meeting to provide a verbal update as well or answer questions?	yes

*County Board of Health Updates*

- Any changes related to your county board of health membership or county health officer or deputy county health officer appointments? We have a new county commissioner Bayne
- Did you hold a county board of health meeting the last quarter? If so, what topics were covered at the meeting? We did not, we are slated for Jan
- Did the board of health consider any new guidance documents, resolutions, or regulations? *Any regulations under consideration must be approved by the State Board of Health. No*
- Has the county board of health adopted any fees to be collected for issuing or renewing any health permit or license? No

*General Updates*

- Are there any health conditions that the county has focused interventions on in the last quarter to highlight? 658 encounters by our healthing staff, 1054 STD test performed, 821 vaccinations given
- Has the county started or ended any public health programs? no
- Is there any technical assistance the county needs from the Division of Public and Behavioral Health, Chief Medical Officer, or State Board of Health? No
- Other items you would like to share? I will attach a few files.

<b>Code</b>	<b>Food Establishments</b>	<b>Mandated</b>	<b>Not Mandated</b>	<b>Do Not Inspect</b>	<b>Temps</b>
2	Food Establishment (Restaurant)	137			
3	Food Establishment (Bar/Service Bar)	65			
13	Food Establishment (Snack Bar)	53			
31	Food Establishment (Concession)	4			
16	Food Establishment (Portable Food Unit)	0			
15	Food Establishment (Bed & Breakfast)	1			
18	Food Establishment (Correctional Facility Kitchen)	3			
12	Food Establishment (Catering)	4			
85	Food Establishment (Exempted-NRS 446.870)	0			
14	Food Establishment (Mobile Units)	29			
33	Food Establishment (Service Depot/Area)	2			
20	Food Establishment Support Facility (Support Kitchen)	1			
19	Food Establishment Support Facility (Portable Bar)	2			
29	Food Establishment Support Facility (Barbeque)	9			
7	Food Establishment (Retail Warehouse)	2			
5	Food Market (Bakery)	3			
24	Food Market (Deli)	5			
26	Food Market (Meat)	8			
25	Food Market (Packaged Foods)	66			
23	Food Market (Produce)	3			
21	Food Market (Seafood)	0			
27	Retail Food Processor	0			
60	Manufactured Food (GMP)	15			
61	Manufactured Food (Acidified)	0			
62	Manufactured Food (Aseptic)	0			
63	Manufactured Food (Low Acid Canned)	0			
64	Manufactured Food (Meat/Poultry)	0			
65	Manufactured Food (Juice)	0			
66	Manufactured Food (Seafood)	0			
67	Manufactured Food (Supplements)	0			
68	Manufactured Food (Warehouse)	1			

51	Manufactured Food (Bottled Water) (In-State)	1			
32	Shellfish Distribution Program	0			
90	Cottage Food Registration *Not a Permit			216	
91	Farm to Fork Registration *Not a Permit			0	
34	Temporary Foods Establishments - Local Events				240
	<b>Institutions</b>				
10	Public Private and Charter School Facility	17			
9	Food Establishment (School Kitchen)	14			
11	Food Establishment (School Concession)	4			
1	County Jails, State Honor Camps, Juvenile Detention Centers	3			
81	Juvenile Detention and Training Centers	0			
	<b>Sanitation</b>				
4	Camping Spaces & R.V. Parks		27		
41	Cosmetics Manufacturing	1			
39/40	Drug Manufacturing	0			
70	Invasive Body Decoration (Tattoo)		14		
6	Public Bathing Place (Pool)		33		
30	Public Bathing Place (Spa)		21		
28	Public Accommodations (*Complaints Only)			16	
35	Construction and Labor Camps		0		
17	Septic Tank Pumping Contractors		4		
	<b>Totals</b>	453	99	232	240
					1024
	Closures				

<b>NRS/NAC</b>	<b>Summary of Completed Inspections 2024</b>	<b>Nye</b>	<b>Critical Violations</b>
446	Food Establishments, Retail	83.49	13 Critical Corrective Actions
446	Food Establishments, Manufactured	63.16	
446	Temporary Events	46.25	1 Critical Corrective Action
444	Invasive Body Decoration Program	33.33	
444	Public Bathing Places (Pools/Spas)	35.29	
444	Camping and Recreational Vehicle	3.85	
444	Labor Camps (No Inventory)	0	
444	Public Private and Charter Schools	25	
444	Septic Tank Pumping Contractors	25	
211/444	Institutions (Jails)	100	
585	Cosmetics	100	
585	Drugs (No Inventory)	0	

Complaint Type	Count of Category	Results	Count of Result
Cottage operator selling unapproved products and open samples.	1	NA	1
Food-Employee Behavior	1	No Jurisdiction	1
Food-Establishment Conditions	11	Open	1
Food-Operating Without a Permit	17	Substantiated	36
Food-Product Problem	8	Unsubstantiated	9
I.S.D.S.	1	(blank)	
IBD out of home	1	<b>Grand Total</b>	<b>48</b>
Pool	1		
Possible Foodborne Illness	1		
Public Accommodation-Bedbug	4		
Public Accommodation-General	1		
RV Park/Camping Space	1		
(blank)			
<b>Grand Total</b>	<b>48</b>		

Trend - EHS finds a lot of vendors coming from out of state and setting up food operations out of a pop up without a permit.

# Nye County Community Health Nursing

Tammy Ritter, RN

08/29/24



NEVADA DIVISION of PUBLIC  
and BEHAVIORAL HEALTH

ALL IN GOOD HEALTH.



NEVADA DIVISION of PUBLIC  
and BEHAVIORAL HEALTH

---

# ABOUT DPBH

## MISSION

To protect, promote, and improve the physical and behavioral health and safety of all people in Nevada, equitably and regardless of circumstances, so they can live their safest, longest, healthiest, and happiest life.

## VISION

A Nevada where preventable health and safety issues no longer impact the opportunity for all people to live life in the best possible health.

## PURPOSE

To make everyone's life healthier, happier, longer, and safer.



**ALL** IN GOOD HEALTH.

# County Report

## Clients Served

448

Total Clients Served

County

Nye

Fiscal Year

SFY24

162

Total Clients Served Q1

85

Total Clients Served Q2

139

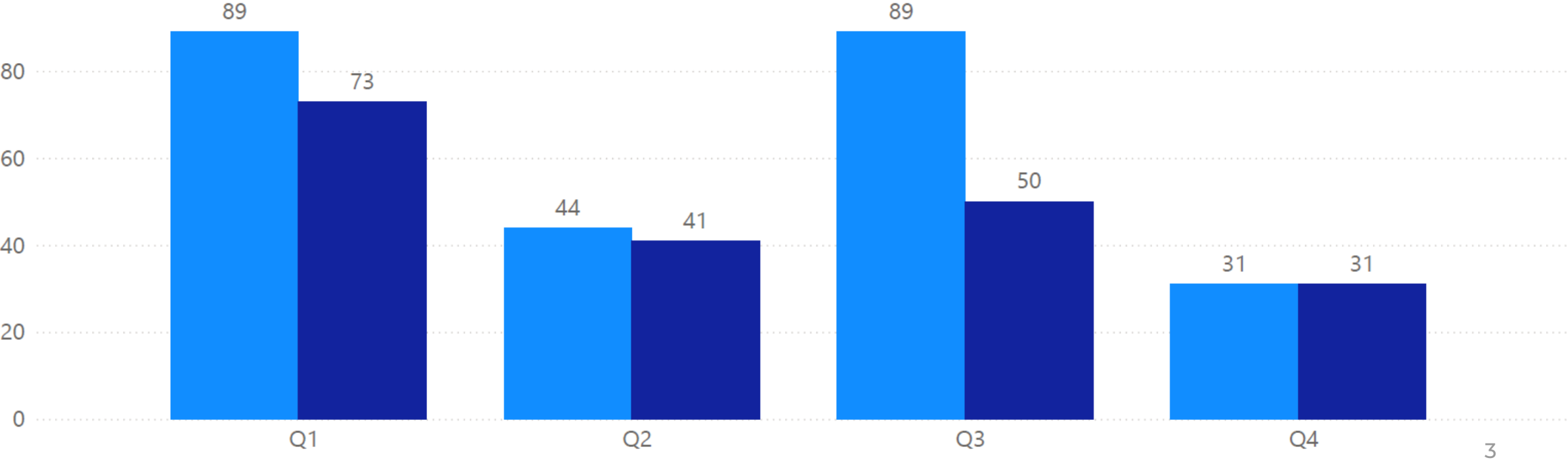
Total Clients Served Q3

62

Total Clients Served Q4

### Gender

Gender ● Female ● Male





# County Report

County  Fiscal Year

# 652

Total Visits

## Visits & Encounters Per Service

# 228

Total Visits Q1

# 127

Total Visits Q2

# 171

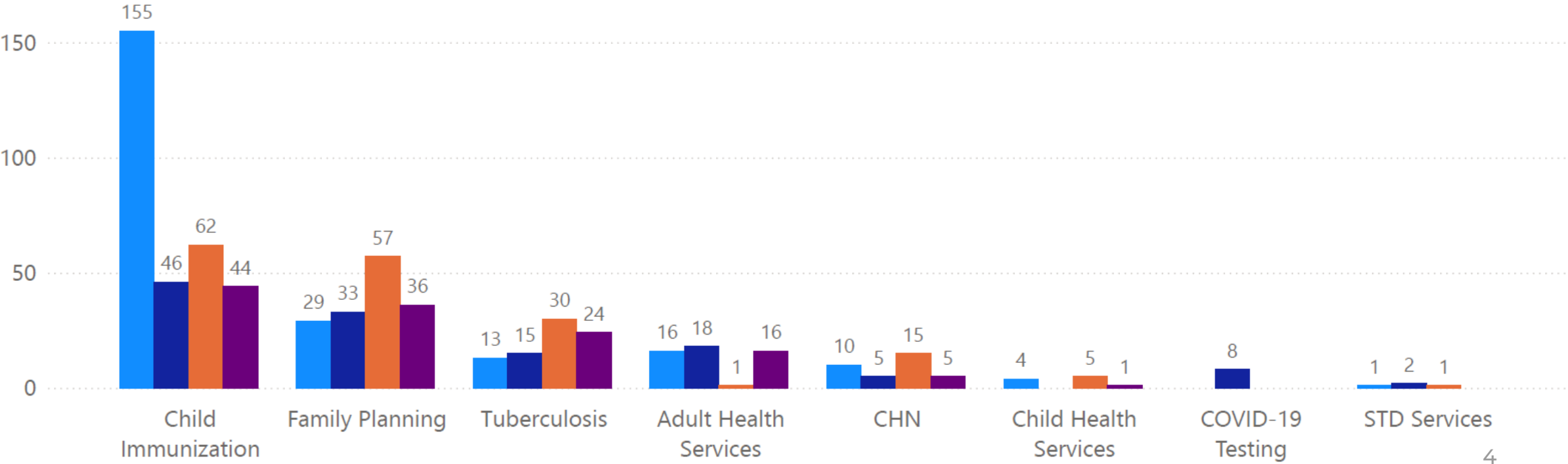
Total Visits Q3

# 126

Total Visits Q4

### Encounters Per Service

Quarter ● Q1 ● Q2 ● Q3 ● Q4



# County Report

# 155

FP Visits

County

Nye

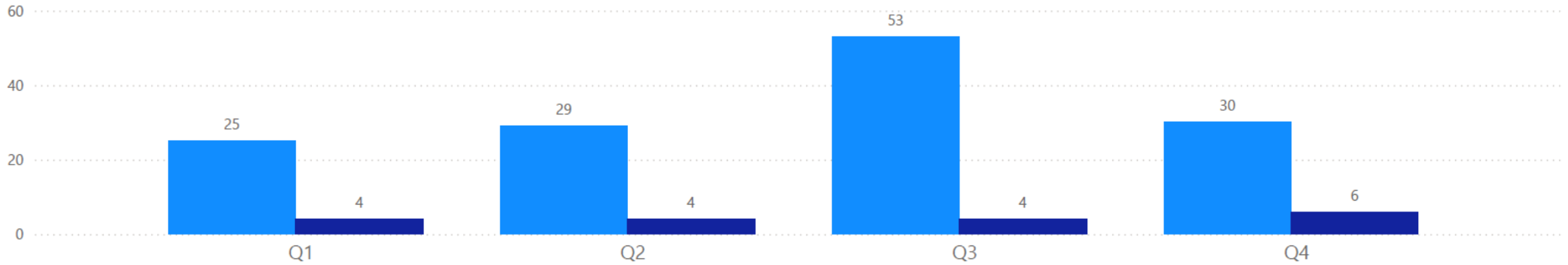
Fiscal Year

SFY24

## Demographics of FP Clients Served

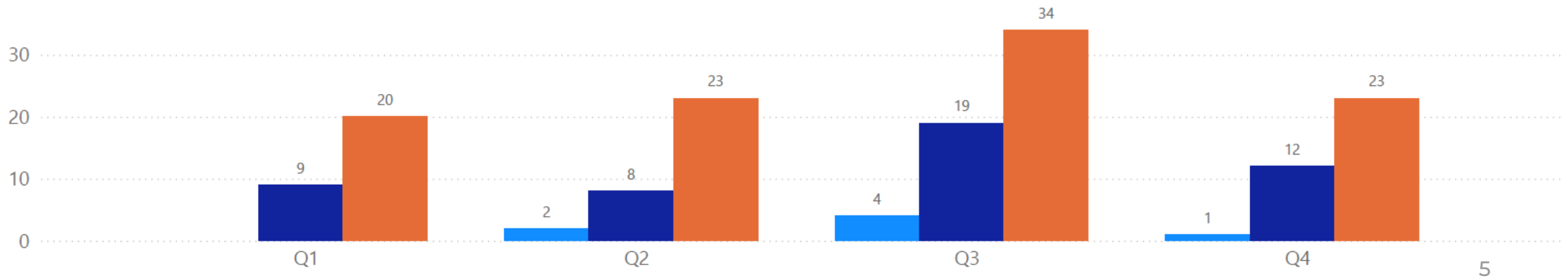
### Gender

Gender ● Female ● Male



### Age Groups

Age Range ● 1. 14 and Under ● 2. 15-17 ● 3. 18-59



# County Report

# 1054

Total Screenings

County

Nye

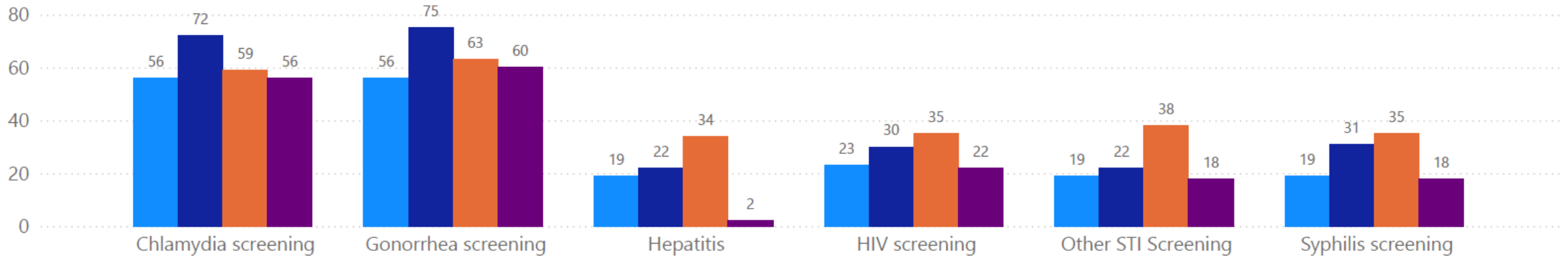
Fiscal Year

SFY24

## STD Testing

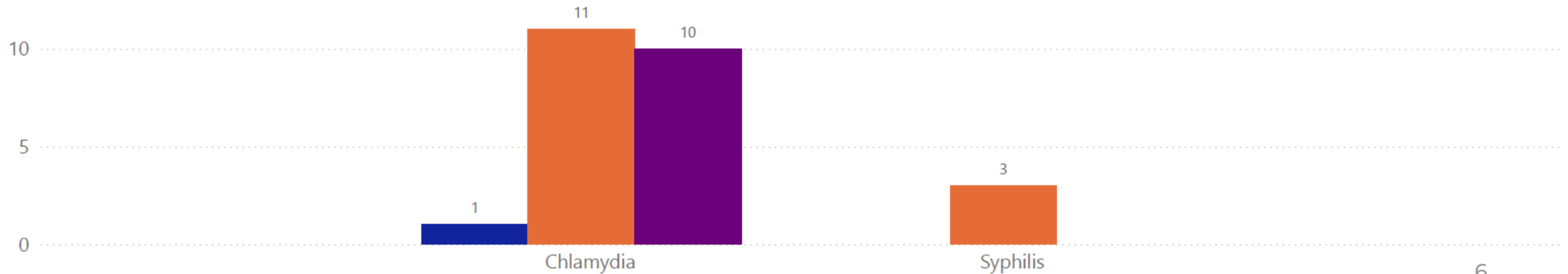
### Total Tests

Quarter Q1 Q2 Q3 Q4



### Total Positives

Quarter Q2 Q3 Q4



# County Report

## Clients Served

118

Total Clients Served

County

Nye

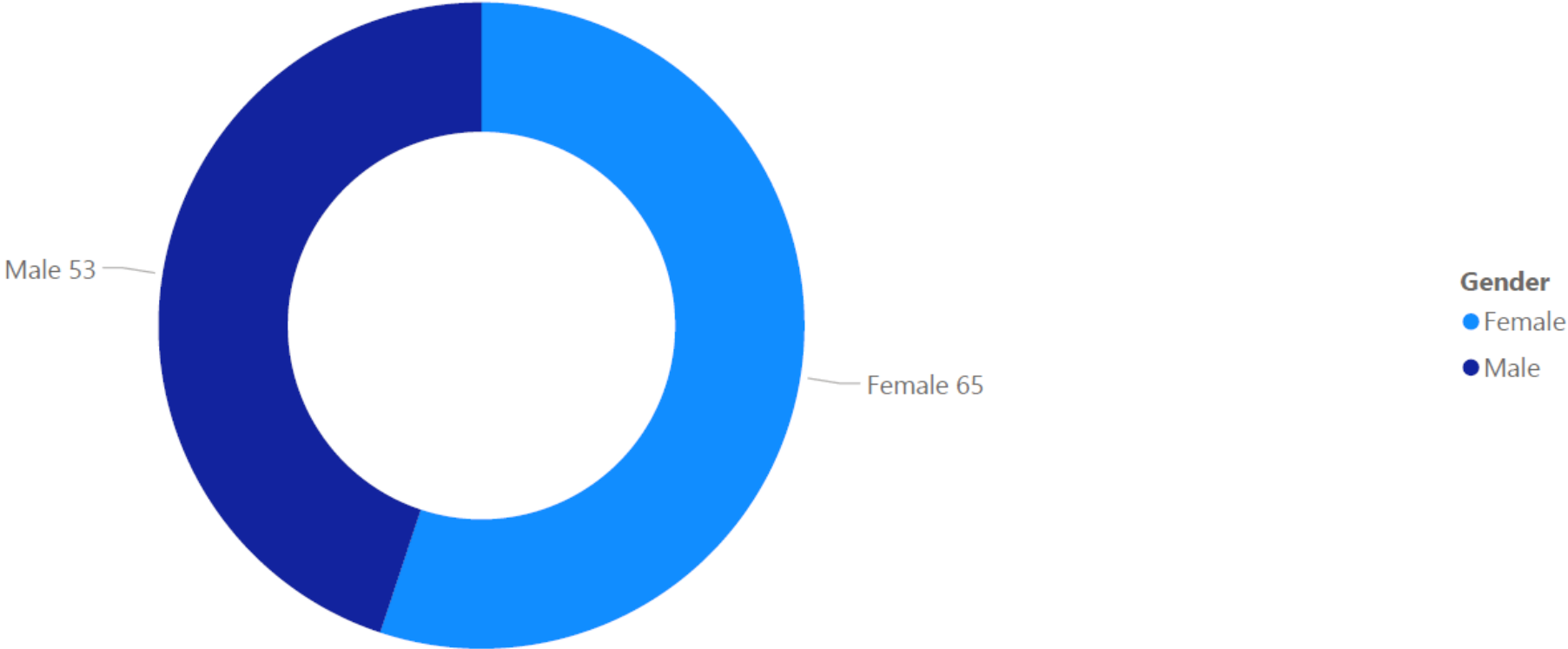
Quarter

All

Fiscal Year

SFY25

## Gender



# County Report

## Visits & Encounters Per Service

166

Total Visits

County

Nye

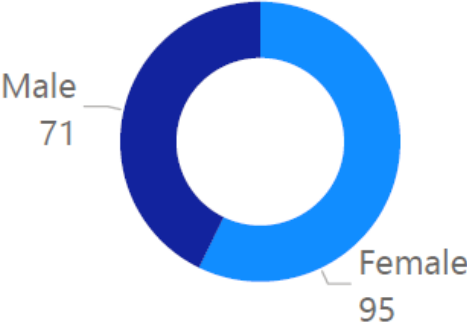
Quarter

All

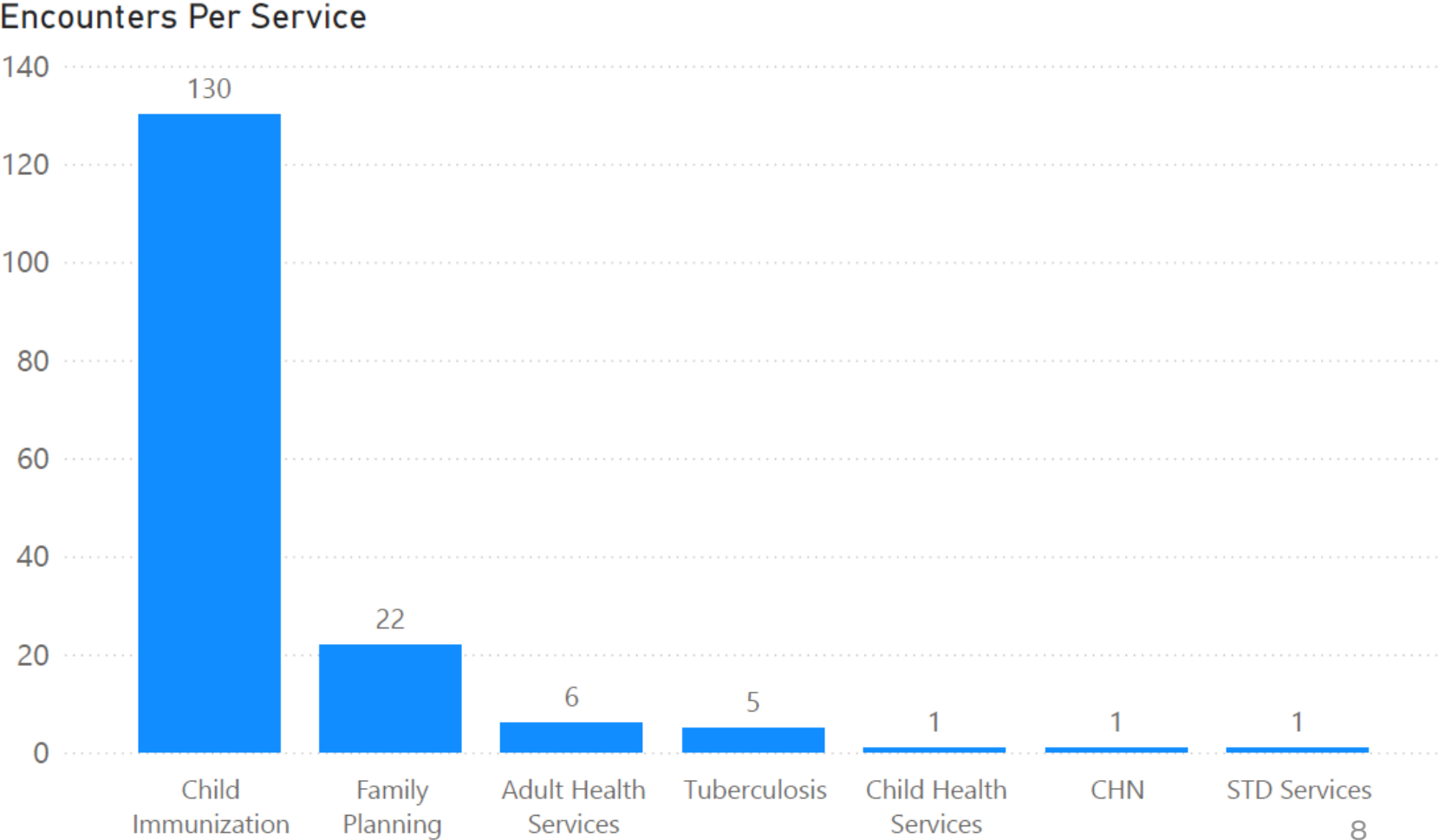
Fiscal Year

SFY25

### Gender



### Encounters Per Service



# County Report

## Demographics of FP Clients Served

22

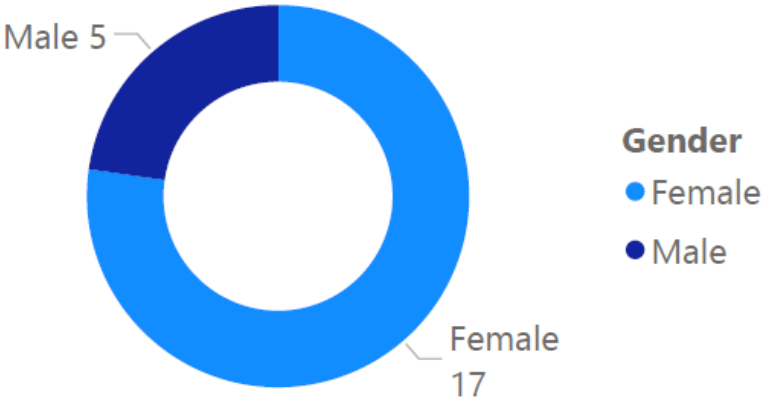
FP Visits

County  
Nye

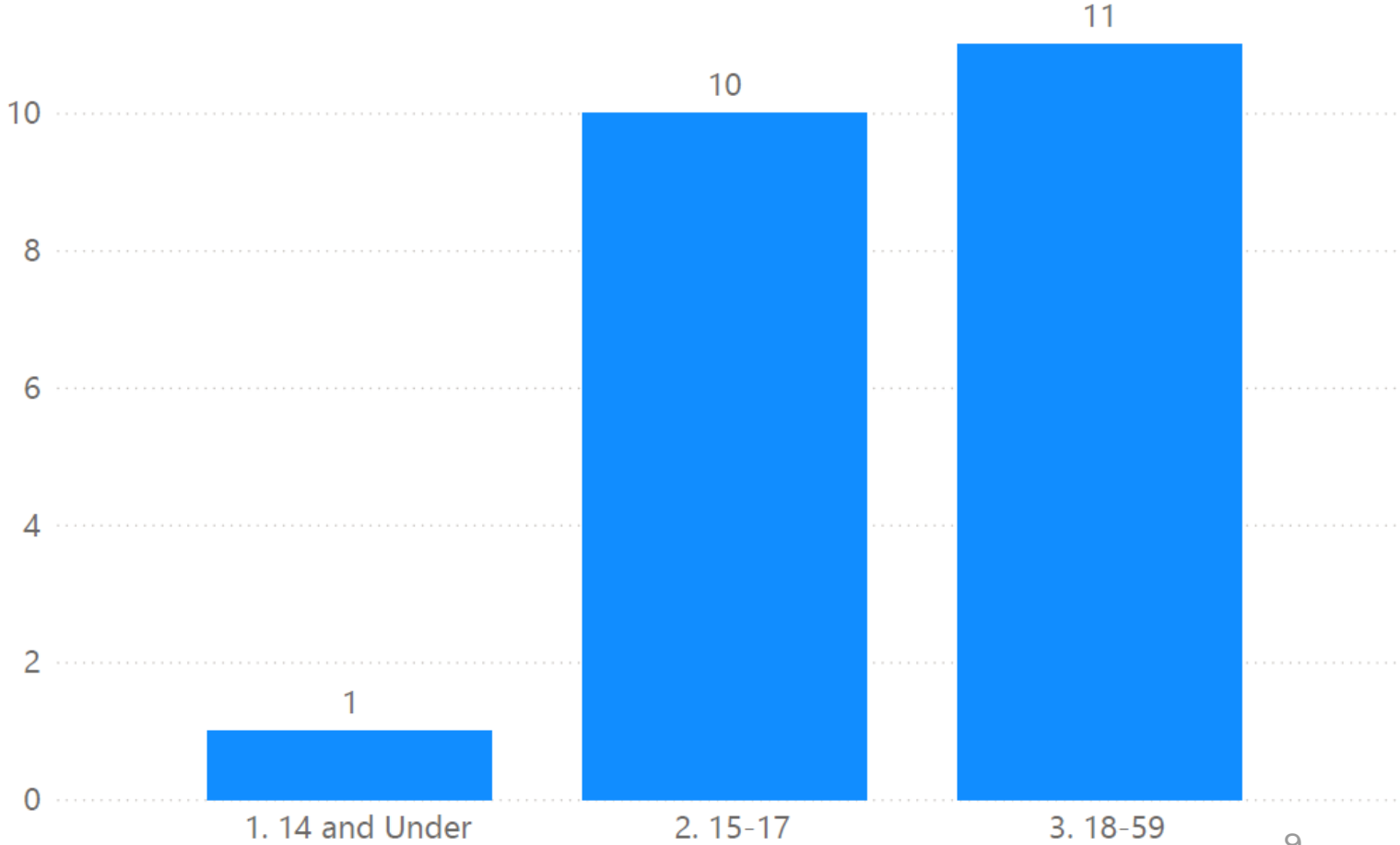
Quarter  
All

Fiscal Year  
SFY25

Gender



Age Groups



# County Report

## STD Testing

County

Nye

Quarter

All

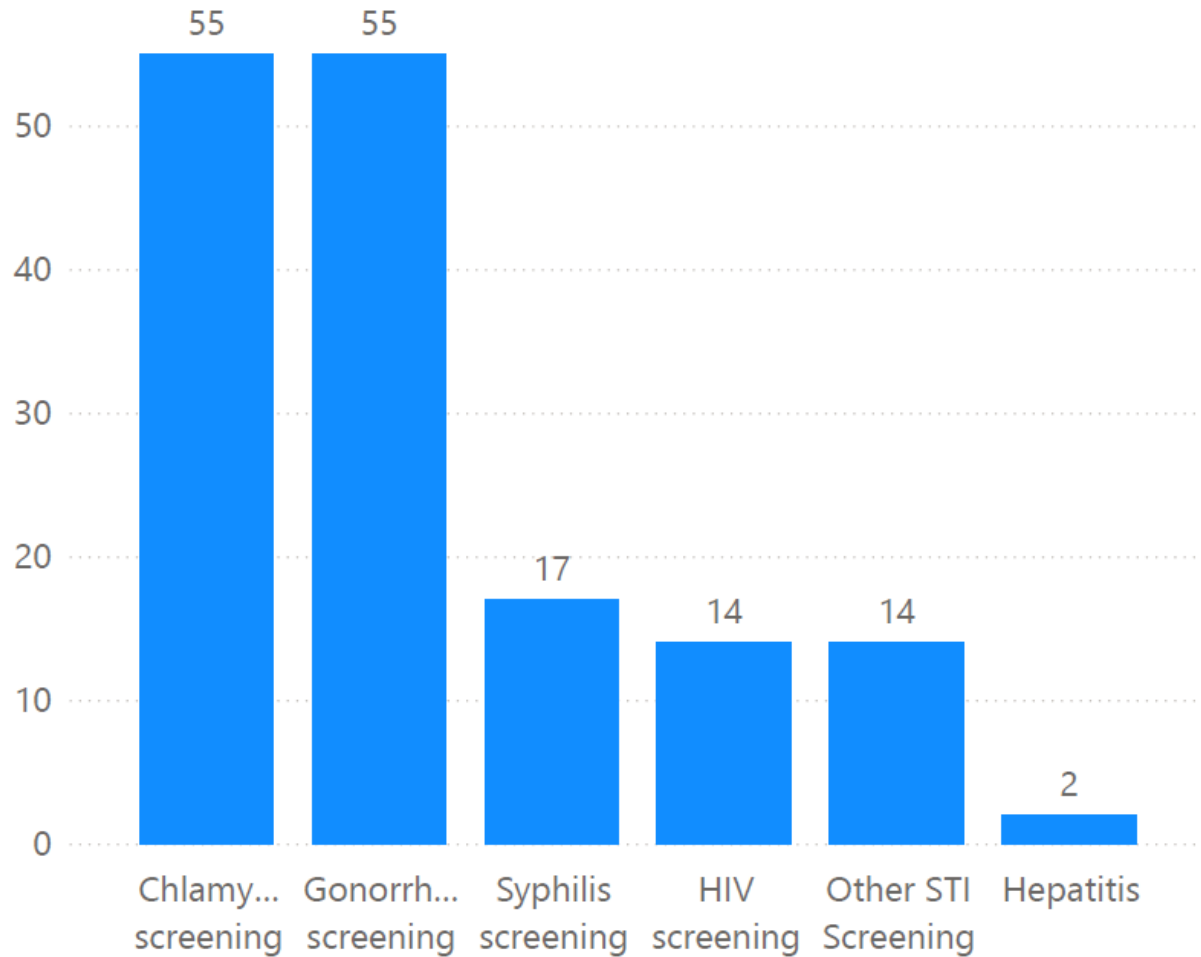
Fiscal Year

SFY25

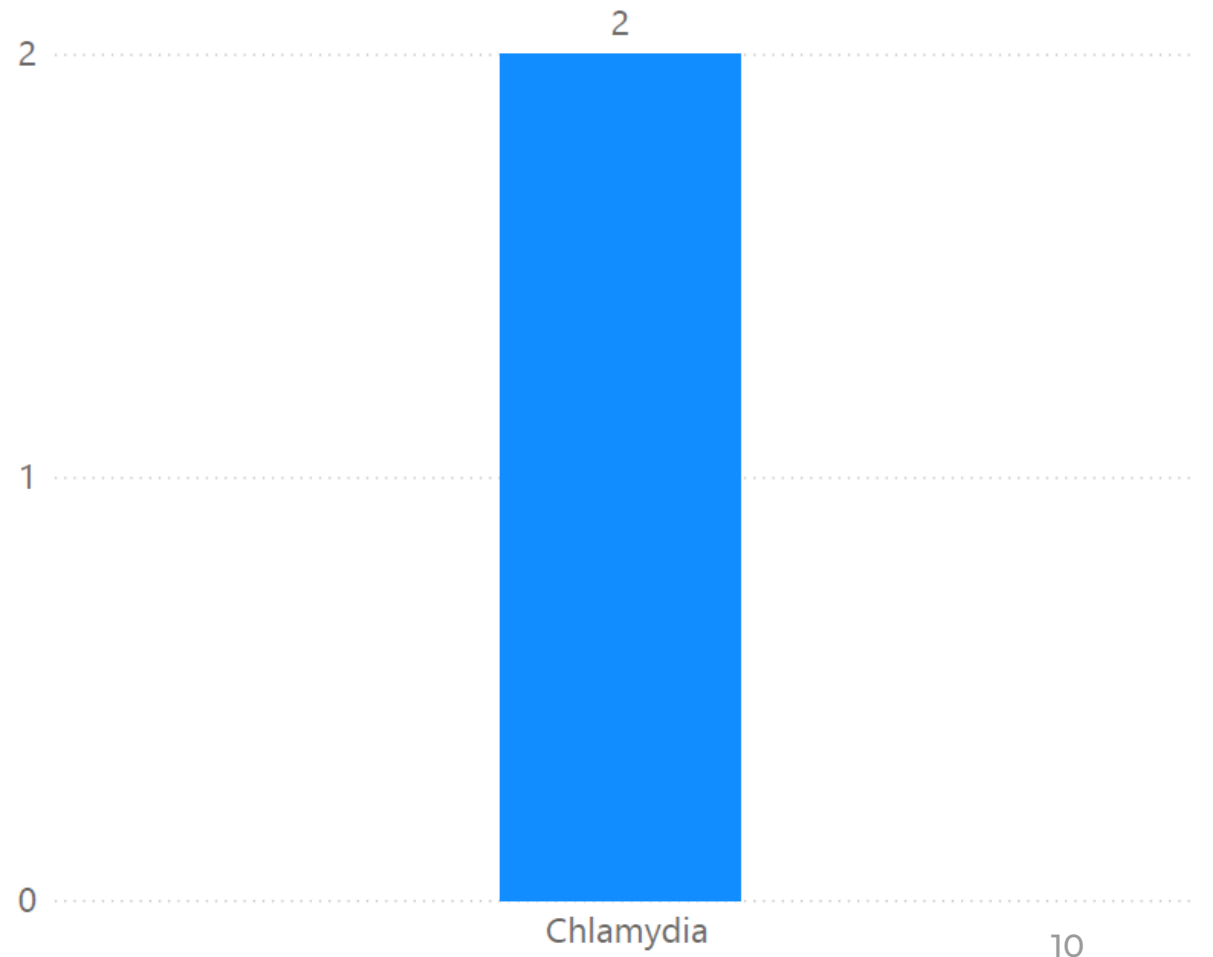
# 187

Total Screenings

Total Tests



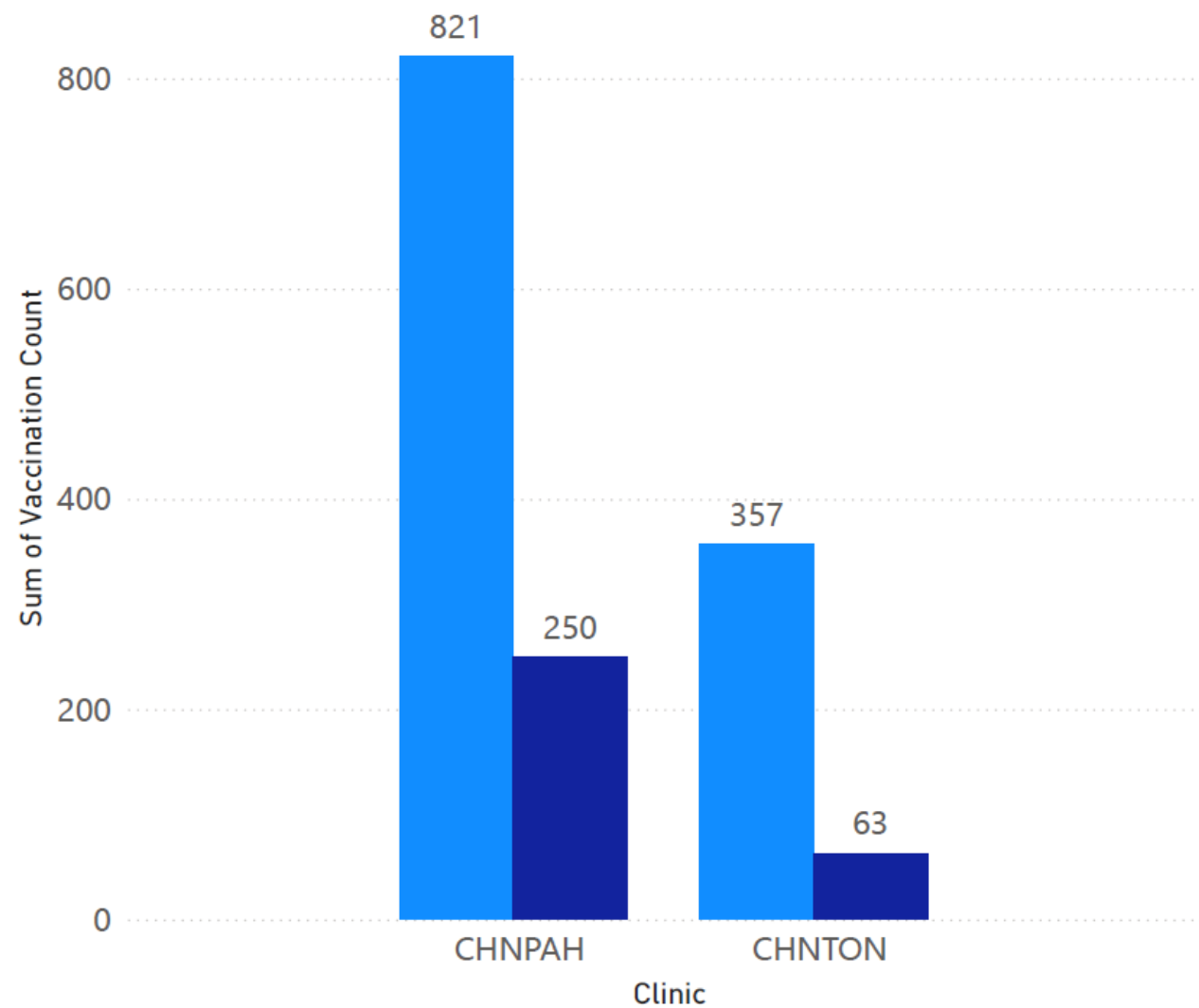
Total Positives



# Nye County Immunization Report

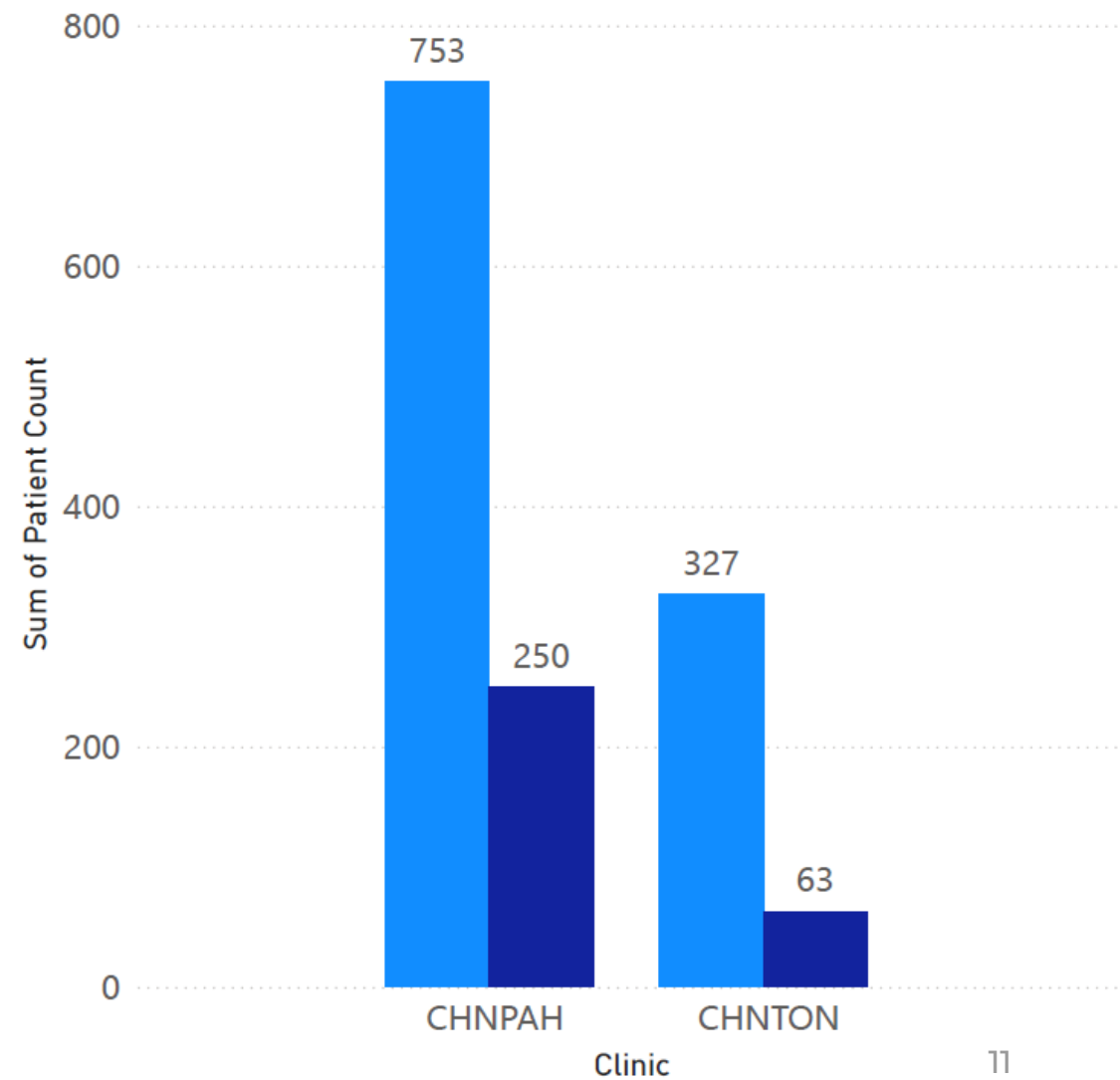
## Vaccination Count by Clinic and Fiscal Year

Fiscal Year ● SFY24 ● SFY25



## Patient Count by Clinic and Fiscal Year

Fiscal Year ● SFY24 ● SFY25







**NEVADA DIVISION of PUBLIC  
and BEHAVIORAL HEALTH**